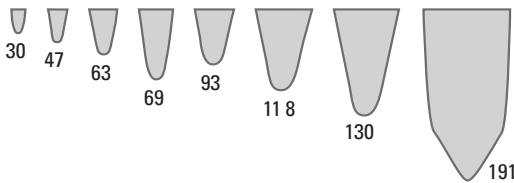


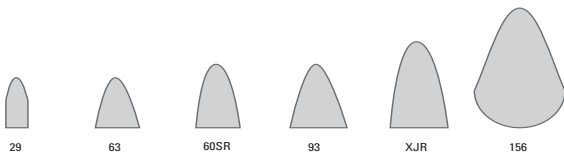


**Vee-Wire® profiles - Most commonly used;
others are also available.**



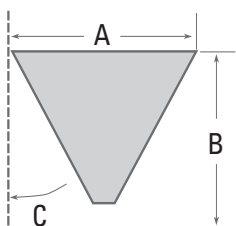
Name	Width		Height		Section Area		Relief Angle
	in.	mm	in.	mm	in.	mm	
30	0.030	0.762	0.050	1.270	0.001	0.645	13°
47	0.047	1.194	0.088	2.235	0.003	1.935	10°
63	0.060	1.524	0.100	2.540	0.004	2.581	13°
69	0.071	1.803	0.177	4.496	0.010	6.452	7°
93	0.089	2.261	0.138	3.505	0.009	5.806	13°
118	0.116	2.946	0.185	4.699	0.015	9.677	13°
130	0.130	3.302	0.250	6.350	0.023	14.839	8°
191	0.195	4.953	0.363	9.220	0.055	35.484	5°

Johnson Screens Shaped Support Rods



Name	Width		Height		Section Area		Section Modulus (in. ³ x 10 ⁻³)
	in.	mm	in.	mm	in.	mm	
29	0.029	0.737	0.102	2.591	0.003	0.076	0.037
63	0.060	1.524	0.100	2.540	0.004	2.581	0.050
93	0.089	2.261	0.138	3.505	0.009	5.806	0.150
XJR	0.089	2.261	0.189	4.801	0.013	0.330	0.298
60SR	0.060	1.524	0.120	3.048	0.006	0.152	0.077
156	0.151	3.835	0.217	5.512	0.022	0.559	0.600

Tri-Wire Profiles



A = Width
B = Height
C = Relief Angle

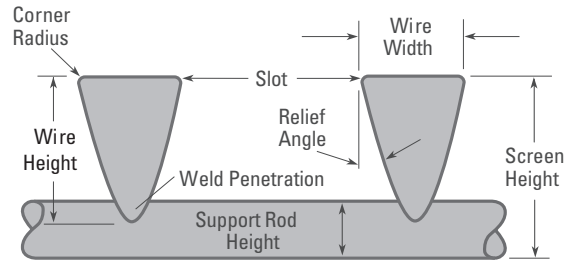
Wire Number	Width		Height		Relief Angle
	in.	mm	in.	mm	
93 TRI	0.093	2.388	0.070	1.956	30°
125 TRI	0.125	3.175	0.094	2.769	30°
188 TRI	0.188	4.775	0.141	4.369	30°
250 TRI	0.25	6.35	0.188	5.563	30°
500 TRI	0.50	12.7	0.469	11.913	30°

Examples of Screen Open Area

Wire No.	Percent of Open Area					
	20	30	40	50	60	70
30	0.008	0.013	0.020	0.030	0.045	0.070
47	0.012	0.020	0.031	0.047	0.071	0.110
63	0.015	0.026	0.041	0.060	0.090	0.140
69	0.018	0.030	0.047	0.071	0.107	0.166
93	0.022	0.038	0.059	0.089	0.134	0.208
118	0.029	0.050	0.077	0.116	0.174	0.271
130	0.033	0.056	0.087	0.130	0.195	0.303
158	0.040	0.068	0.105	0.158	0.237	0.369
191	0.049	0.084	0.130	0.195	0.293	0.455
250 TRI	0.063	0.107	0.167	0.250	0.375	0.583
500 TRI	0.125	0.214	0.333	0.500	0.750	1.167

Slot Opening Size (in.)

Standard Welded Construction

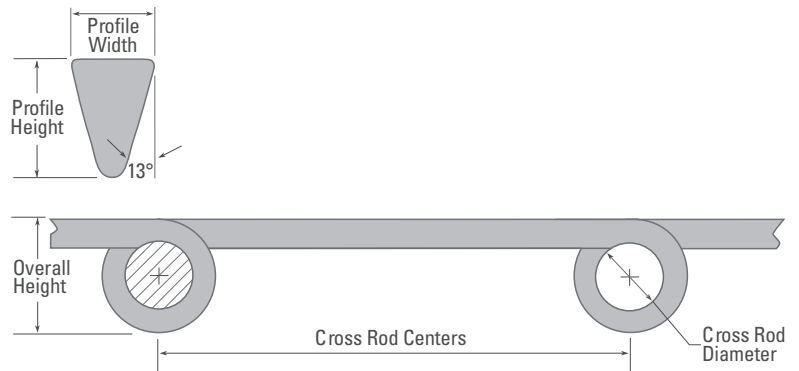


$$\text{Open Area (\%)} = \frac{\text{Slot Size} \times 100}{\text{Slot Size} + \text{Wire Width}}$$

Looped Wire Construction*

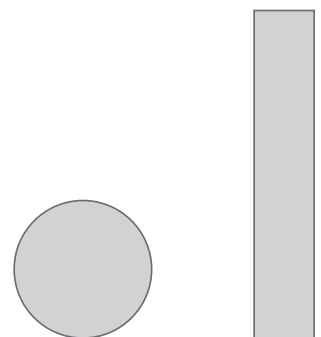
Wire Number	Profile Width		Profile Height	
	in.	mm	in.	mm
100	0.086	2.184	0.125	3.175
132	0.109	2.769	0.156	3.962
156	0.135	3.429	0.188	4.775
187	0.172	4.369	0.219	5.563
217	0.188	4.775	0.266	6.756
250	0.219	5.563	0.281	7.137

* Dimensions are based upon a specified opening. Larger openings can be obtained for each respective wire size by the use of spacers between each wire.



Round and Strip Rods

- Round rods are available in diameters ranging from 0.125 to 0.500 in. (3.175 to 12.7 mm).
- Strip rods are available in widths ranging from 0.070 to 0.188 in. (1.778 to 4.775 mm) and heights ranging from 0.375 to 2.0 in. (9.525 to 50.8 mm).



North and South America
Phone +1 651 636 3900
Fax +1 651 638 3177
usa.water@aqseptence.com

Europe
Phone + 49 6120 28-0
Fax +49 6120 28 2182
europe.water@aqseptence.com

Australia - Asia Pacific
Phone +61 7 3867 5555
Fax +61 7 3265 2768
asiapacific.water@aqseptence.com